

CELCON® M25 | POM | Unfilled

Description

Celcon® acetal copolymer grade M25 is a high molecular weight, higher toughness and impact resistance grade primarily used for extrusion and selected injection molding applications.

Please also see Hostaform® C 2521.

Physical properties	Value	Unit	Test Standard
Density	1410	kg/m ³	ISO 1183
Melt volume rate (MVR)	2.2	cm ³ /10min	ISO 1133
MVR test temperature	190	°C	ISO 1133
MVR test load	2.16	kg	ISO 1133
Mold shrinkage - parallel	2.2	%	ISO 294-4
Mold shrinkage - normal	1.8	%	ISO 294-4
Water absorption (23°C-sat)	0.75	%	ISO 62
Humidity absorption (23°C/50%RH)	0.2	%	ISO 62

Mechanical properties	Value	Unit	Test Standard
Tensile modulus (1mm/min)	2460	MPa	ISO 527-2/1A
Tensile stress at yield (50mm/min)	63	MPa	ISO 527-2/1A
Tensile strain at yield (50mm/min)	12	%	ISO 527-2/1A
Tensile creep modulus (1h)	2100	MPa	ISO 899-1
Tensile creep modulus (1000h)	1100	MPa	ISO 899-1
Flexural modulus (23°C)	2430	MPa	ISO 178
Flexural strength (23°C)	68	MPa	ISO 178
Charpy impact strength @ 23°C	250.0P	kJ/m ²	ISO 179/1eU
Charpy impact strength @ -30°C	190.0	kJ/m ²	ISO 179/1eU
Charpy notched impact strength @ 23°C	9.1	kJ/m ²	ISO 179/1eA
Notched impact strength (Izod) @ 23°C	8.3	kJ/m ²	ISO 180/1A

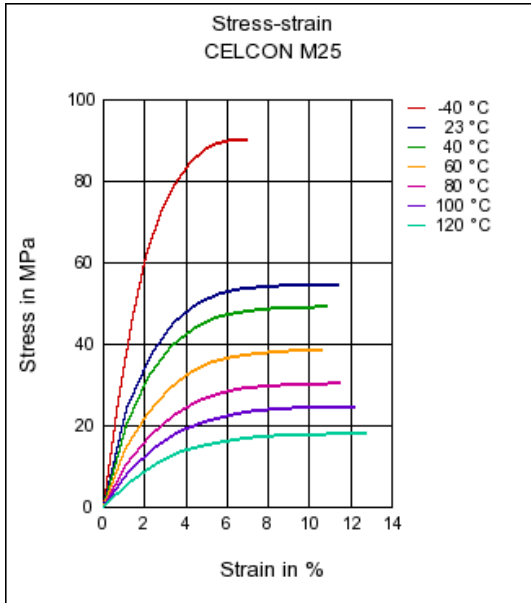
Thermal properties	Value	Unit	Test Standard
Melting temperature (10°C/min)	166	°C	ISO 11357-1,-2,-3
DTUL @ 1.8 MPa	94	°C	ISO 75-1/-2
Vicat softening temperature B50 (50°C/h 50N)	161	°C	ISO 306
Coeff.of linear therm. expansion (parallel)	1.2	E-4/°C	ISO 11359-2
Coeff.of linear therm. expansion (normal)	1.2	E-4/°C	ISO 11359-2

Test specimen production	Value	Unit	Test Standard
Processing conditions acc. ISO	9988-2	-	Internal

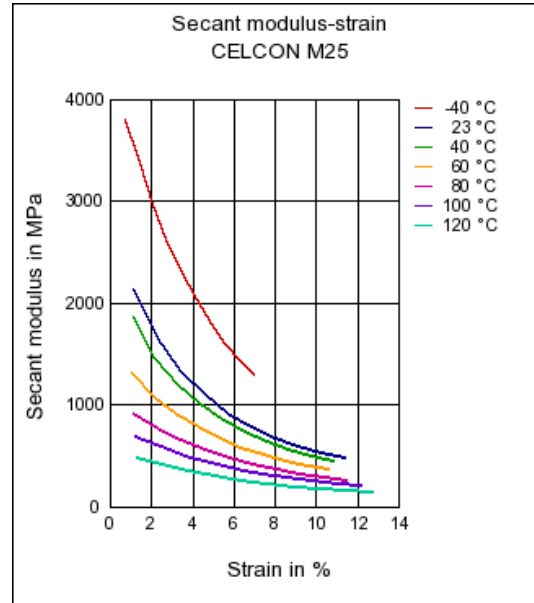
Rheological Calculation properties	Value	Unit	Test Standard
Density of melt	1200	kg/m ³	Internal
Thermal conductivity of melt	0.155	W/(m K)	Internal
Specific heat capacity of melt	2210	J/(kg K)	Internal
Ejection temperature	165	°C	Internal

CELCON® M25 | POM | Unfilled

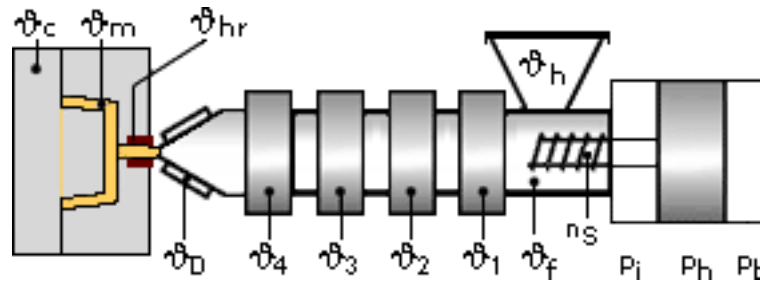
Stress-strain



Secant modulus-strain



Typical injection moulding processing conditions



Pre Drying:

Drying is not normally required. If material has come in contact with moisture through improper storage or handling or through regrind use, drying may be necessary to prevent splay and odor problems.

Drying time: 3 h

Drying temperature: 80 - 100 °C

Temperature:

	\varnothing Manifold	\varnothing Mold	\varnothing Melt	\varnothing Nozzle	\varnothing Zone4	\varnothing Zone3	\varnothing Zone2	\varnothing Zone1
min (°C)	180	80	180	190	190	180	180	170
max (°C)	200	120	200	200	200	190	190	180

CELCON® M25 | POM | Unfilled

Pressure:

	Inj press	Hold press	Back pressure
min (bar)	600	600	0
max (bar)	1200	1200	5

Speed:

Injection speed: slow

Injection Molding

Standard reciprocating screw injection molding machines with a high compression screw (minimum 3:1 and preferably 4:1) and low back pressure (0.35 Mpa/50 PSI) are favored. Using a low compression screw (I.E. general purpose 2:1 compression ratio) can result in unmelted particles and poor melt homogeneity. Using a high back pressure to make up for a low compression ratio may lead to excessive shear heating and deterioration of the material.

Melt Temperature: Preferred range 182-199 C (360-390 F). Melt temperature should never exceed 230 C (450 F).

Mold Surface Temperature: Preferred range 82-93 C (180-200 F) especially with wall thickness less than 1.5 mm (0.060 in.). May require mold temperature as high as 120 C (250 F) to reproduce mold surface or to assure minimal molded in stress. Wall thickness greater than 3mm (1/8 in.) may use a cooler (65 C/150 F) mold surface temperature and wall thickness over 6mm (1/4 in.) may use a cold mold surface down to 25 C (80 F). In general, mold surface temperatures lower than 82 C (180 F) may hinder weld line formation and produce a hazy surface or a surface with flow lines, pits and other included defects that can hinder part performance.

Film Extrusion

Standard extruders with a length to diameter ratio of at least 20:1 are recommended. The screw should be a high compression ratio of at least 3:1 and preferably 4:1 to assure good melting and melt homogeneity. The design should be approximately 35% each for feed and metering sections with the remaining 30% as the transition zone.

Melt temperature: 160-220 C (320-430 F)

Other Extrusion

Standard extruders with a length to diameter ratio of at least 20:1 are recommended. The screw should be a high compression ratio of at least 3:1 and preferably 4:1 to assure good melting and uniform melt homogeneity. The design should be approximately 35% each for the feed and metering sections with the remaining 30% as transition zone.

Melt temperature 180-230 C (355-450F)

Profile Extrusion

Standard extruders with a length to diameter ratio of at least 20:1 are recommended. The screw should be a high compression ratio of at least 3:1 and preferably 4:1 to assure good melting and melt homogeneity. The design should be approximately 35% each for feed and metering sections with the remaining 30% as the transition zone.

Melt temperature: 180-230 C (360-450 F).

Sheet Extrusion

Standard extruders with a length to diameter ratio of at least 20:1 are recommended. The screw should be a high compression ratio (at least 3:1 and preferably 4:1) to assure good melting and uniform melt homogeneity. The screw design should be approximately 35% each for the feed and metering sections with the remaining 30% as the transition zone.

Melt temperature 180-190 C (355-375 F).

Blow Molding

Consult product information services.

CELCON® M25 | POM | Unfilled

Calandring

Consult product information services.

Compression Molding

Consult product information services.

Contact Information

Americas

Ticona
Product Information Service
8040 Dixie Highway
Florence, KY 41042
USA
Tel.: +1-800-833-4882
Tel.: +1-859-372-3244
email: prodinfo@ticona.com
Ticona on the web: www.ticona.com

Customer Service
Tel.: +1-800-526-4960
Tel.: +1-859-372-3214
Fax: +1-859-372-3125

Europe

Ticona GmbH
Information Service
Tel.: +49 (0) 180-5842662 (Germany)*
+49 (0) 69-30516299 (Europe)
Fax: +49 (0) 180-2021202 (Germany & Europe)**
email: infoservice@ticona.de
Internet: www.ticona.com

*starting 01.01.2007 0,14€/minute + local landline rates

**0,06€/Call + local landline rates

General Disclaimer

NOTICE TO USERS: Values shown are based on testing of laboratory test specimens and represent data that fall within the standard range of properties for natural material. These values alone do not represent a sufficient basis for any part design and are not intended for use in establishing maximum, minimum, or ranges of values for specification purposes. Colorants or other additives may cause significant variations in data values.

Properties of molded parts can be influenced by a wide variety of factors including, but not limited to, material selection, additives, part design, processing conditions and environmental exposure. Any determination of the suitability of a particular material and part design for any use contemplated by the users and the manner of such use is the sole responsibility of the users, who must assure themselves that the material as subsequently processed meets the needs of their particular product or use.

To the best of our knowledge, the information contained in this publication is accurate; however, we do not assume any liability whatsoever for the accuracy and completeness of such information. The information contained in this publication should not be construed as a promise or guarantee of specific properties of our products. It is the sole responsibility of the users to investigate whether any existing patents are infringed by the use of the materials mentioned in this publication.

Moreover, there is a need to reduce human exposure to many materials to the lowest practical limits in view of possible adverse effects. To the extent that any hazards may have been mentioned in this publication, we neither suggest nor guarantee that such hazards are the only ones that exist. We recommend that persons intending to rely on any recommendation or to use any equipment, processing technique or material mentioned in this publication should satisfy themselves that they can meet all applicable safety and health standards.

We strongly recommend that users seek and adhere to the manufacturer's current instructions for handling each material they use, and entrust the handling of such material to adequately trained personnel only. Please call the telephone numbers listed (+49 (0) 69 30516299 for Europe and +1 859-372-3244 for the Americas) for additional technical information. Call Customer Services for the appropriate Materials Safety Data Sheets (MSDS) before attempting to process our products.

The products mentioned herein are not intended for use in medical or dental implants.

© Copyright 2007, Ticona, all rights reserved. (Pub. 28-July-2008)